

## Are your appliances really “off”?

You may not realize it, but your computers, stereos, TVs, DVD players, cell phone chargers and other electronics may be costing you energy and money ... even when you've turned them off. How? Many are powered by transformers that continue to draw power when plugged in to a wall outlet, even though the electronics themselves are not running. These “phantom” loads draw up to 10 watts of electricity per hour around the clock, taking up to \$100 out of your pocket every year in the process.

### Common phantoms

Electronics that have clock or digital displays, remote controls, soft-touch keypads, rechargeable batteries and external power supplies (a brick or cube-shaped box located somewhere along the power cord) are usually phantom load culprits.

### Free yourself of phantom loads

Don't let phantom loads frighten you.

- Unplug household appliances and electronics from wall outlets when not in use.
- Plug multiple devices into a power strip and turn the strip off when not in use.
- Purchase ENERGY STAR® qualified appliances and electronics, which use up to 50% less energy than standard models.
- Unplug battery chargers when batteries are fully charged or when charger isn't being used.

## CONNECTING WITH US

Visit us online:

[www.wisconsinpublicservice.com](http://www.wisconsinpublicservice.com)

24-Hour Customer Service:

800-450-7260

[customerservice@wisconsinpublicservice.com](mailto:customerservice@wisconsinpublicservice.com)

Customer Connection is published by Wisconsin Public Service Corporation. Inquiries or comments should be directed to: Customer Communications Department – Customer Connection, P.O. Box 19001, Green Bay WI 54307-9001

© 2009, Wisconsin Public Service Corp.

WPSCC1109



November 2009

# customer connection

Ideas, Advice and News from Wisconsin Public Service



### INSIDE:

- Natural Gas Winter Safety
- Paper Is Past. e-Bill Is Now.
- Educational Guide To Natural Gas
- Recipe Corner: Pumpkin Nut Bread
- Garden Of Lights
- Are Your Appliances Really “Off”?



[www.wisconsinpublicservice.com](http://www.wisconsinpublicservice.com)




## Natural Gas Winter Safety

If you ever smell natural gas, leave your home immediately and call **800-450-7280**.

With the last few winters hitting our part of the country hard, it's important to remember to keep your Wisconsin Public Service natural gas equipment free of snow and ice buildup. Accumulations and blockages can cause damage and create potentially hazardous situations. Things to remember include:

- Clear snow and ice from the exhaust and combustion air vents of natural gas appliances to prevent carbon monoxide from entering your home.
- Always use a broom to clear the natural gas meter, regulator and pipelines outside of your home; shovels can cause damage.

For more information about winter natural gas or any energy safety, visit [wisconsinpublicservice.com](http://wisconsinpublicservice.com) or call 24-Hour Customer Service at **800-450-7260**.



## Paper is past. e-Bill is now.

With computers and the Internet now so close at hand, mailing paper bills is fast becoming part of the past. If you haven't switched to **e-Bill** from Wisconsin Public Service, now's the time:

### ■ e-Bill is easy

No more time taken up by writing checks, sealing envelopes or mailing your payment.

### ■ e-Bill is environmental

It saves paper, trees and energy, protecting our world.

### ■ e-Bill is economical

It costs nothing to pay with **e-Bill**, unlike mailing a paper bill.

### ■ e-Bill is empowering

Safe, secure access to 13 months of billing history, payment scheduling, and more.

### Contact us

To enroll in **e-Bill**, visit [wisconsinpublicservice.com](http://wisconsinpublicservice.com) or call 24-Hour Customer Service at **800-450-7260**. **e-Bill** really is the future of bill paying.

# Educational Guide To Natural Gas

Natural gas is a clean-burning, low-cost source of energy used to heat homes, generate electricity and power factories all over our country. Much of America's natural gas comes from the south, southwest, and Canada, all transported by a network of underground pipelines. Natural gas is also stored in rock formations and piped to other locations when needed. Because the pipelines are out of sight, we want to tell you about some important safety tips that could save your life.

## Facts About Natural Gas

Natural gas is almost 40 percent lighter than air, so it rises and quickly spreads out in open areas. In an enclosed room or building, natural gas first displaces air at ceiling level, and then it moves down towards the floor.

Natural gas is not toxic. However, large concentrations of natural gas will displace air in enclosed spaces and suffocation can occur. Natural gas cannot burn by itself. For it to burn, natural gas must be mixed with a precise amount of air. It must have an ignition source, such as a pilot light, a lighted match or an electric arc from a light switch, motor, doorbell or telephone.

If natural gas does ignite, let it burn. Do not attempt to put out the flame until the source of gas is eliminated. Natural gas is not liquefied petroleum gas (LPG). LPGs, such as propane, are different from natural gas because they are heavier than air and collect in low places.

## What To Do If You Smell Natural Gas

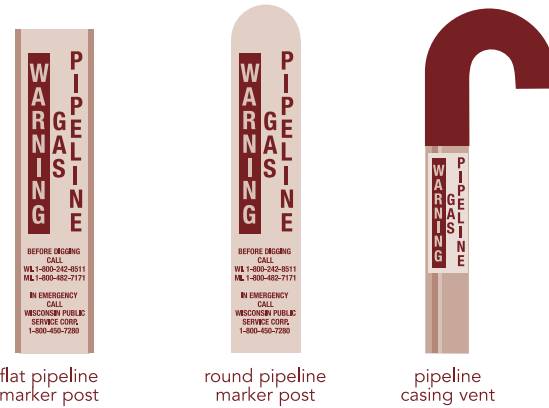
It's important to be alert for the distinctively unpleasant odor of natural gas. If the gas odor is strong, don't look for the source of the gas leak. Get out immediately! Do not light a match, do not turn lights or appliances on or off and do not use the telephone. Instead, go to a neighbor's house and call Wisconsin Public Service's emergency line: **800-450-7280** (we will respond promptly at no charge).

## Signs Of A Natural Gas Leak Include:

- Unexplained areas of dead vegetation where the surrounding area is green
- A meter dial that continues to move after all natural gas appliances and equipment have been shut off
- Distinct natural gas odor similar to rotten eggs
- Blowing sound or bubbling in a wet or flooded area

## Gas And Pipeline Permanent Markers

Gas and pipeline transmission companies use the following types of permanent markers to indicate the presence of gas lines in the area. These markers usually are not set over the pipeline but are used to indicate gas pipelines are in the area.



flat pipeline marker post

round pipeline marker post

pipeline casing vent

## How Do You Locate Buried Piping?

Before starting any project that involves digging, the buried gas piping must be located in advance. Call 811 and ask to have the pipeline and all other facilities located; this service is free. Allow three full working days for utility companies to respond and locate all facilities in the area.

The paint and/or flag markings put on the ground by the gas utility company may be relied on to give the approximate location of the facilities. Remember, hand exposure of all facilities is required. Never assume that your equipment won't hit the facilities because you think they are located at a greater depth.

Questions? Call **800-450-7260**.

## recipe corner

### Pumpkin Nut Bread

Servings: 2 loaves  
Prep time: 15 minutes  
Baking temperature: 350°  
Baking time: 60-70 minutes

- 4 cups flour
- 1 tablespoon pumpkin pie spice
- 2 teaspoons baking powder
- ¾ teaspoon salt
- 1 teaspoon baking soda
- 1 can (15 oz.) pumpkin
- 2 cups packed brown sugar
- 1 cup apple juice
- 4 eggs
- ½ cup vegetable oil
- 2 teaspoons vanilla extract
- 1 cup chopped nuts, divided

Mix flour, pie spice, baking powder, salt and baking soda in a medium bowl.

Mix pumpkin, brown sugar, apple juice, eggs, oil and vanilla in a large bowl. Mix well. Stir in flour mixture and ¾ cup nuts until moist.

Spoon into two 9x5 greased bread pans. Sprinkle the remaining nuts on top. Bake.

*Before you turn on the oven to bake your Pumpkin Nut Bread, make sure the racks are set the way you want them. Fumbling with oven racks midway through is not only dangerous, but also lets heat escape and wastes energy.*



# Garden Of Lights Makes Spirits Bright

The 13th Annual WPS Garden of Lights is even brighter this year, featuring more than 200,000 lights designed as flowers, butterflies and other botanical themes. See the areas tallest and brightest tree. Plus, you can use the coupon below to save \$1 on admission.

**Friday and Saturday 5 – 9 p.m., Sunday 5 – 8 p.m.**  
**November 27 – December 27** (Not open Christmas Day)

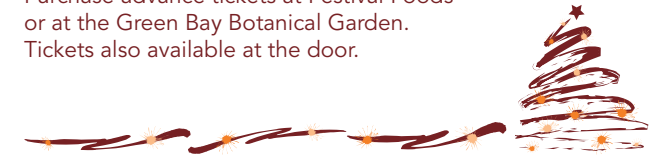
## Admission

**Walking tour: \$7 Adults, \$4 Children ages 5-12**  
(4 and under free)


**Horse-drawn wagon ride: \$10 Adults, \$6 Children ages 5-12**  
(4 and under free) Rides start at 5:30 p.m. with limited seating.

**For more information, call 920-490-9457 or visit gbbg.org.**

Purchase advance tickets at Festival Foods or at the Green Bay Botanical Garden. Tickets also available at the door.



13th Annual  
**WPS Garden of Lights**



**Save \$1**  
on any regular price admission.  
No Limit. Not valid with any other offers.

Friday and Saturday 5 – 9 p.m.  
Sunday 5 – 8 p.m.  
November 27 – December 27

Green Bay Botanical Garden, 2600 Larsen Road, Green Bay, WI  
920-490-9457 www.gbbg.org

PLU#5047